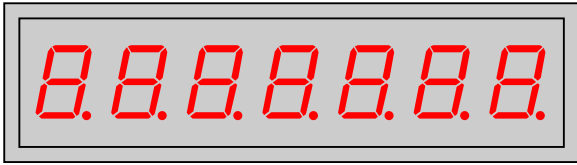
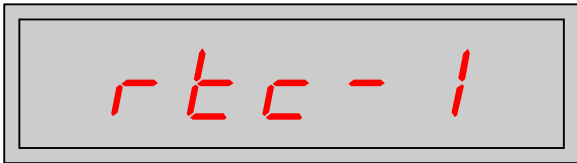


Power On
Display Test



↓ 1s

Mode Brief



↓ 1s

Display Value



Press



Reset



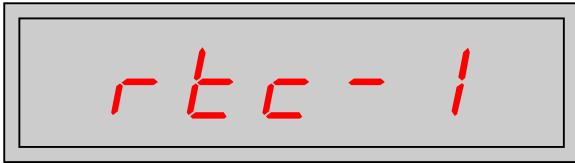
Power On ↓ Hold
Firmware Version



↓ 1s



Real Time - 1



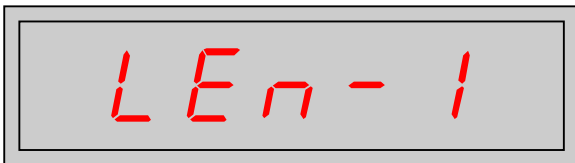
1s
➡



⬇️ Press to Reset



Length - 1



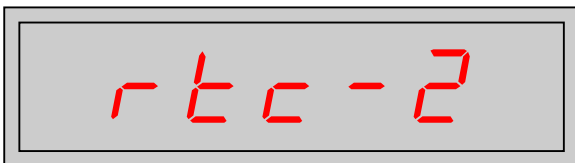
1s
➡



⬇️ Press to Reset



Real Time - 2



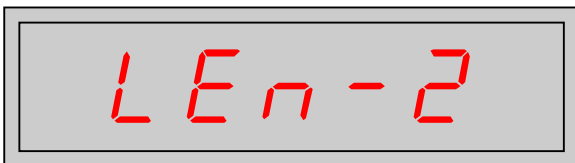
1s
➡



⬇️ Press to Reset



Length - 2



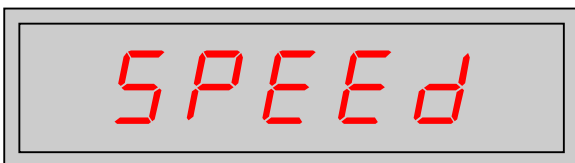
1s
➡



⬇️ Press to Reset



Speed

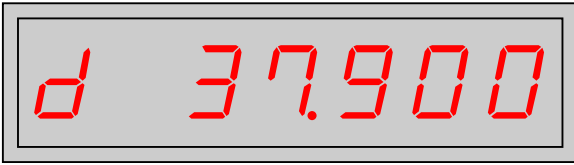


1s
➡



⬇️ Press to Display Dia

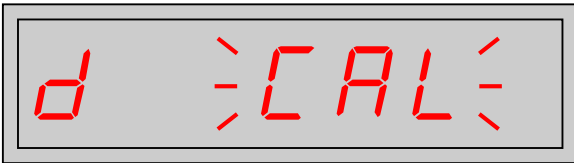
Roller Diameter



↓ 4s Hold

Calibration

Exit ←



↓ 1s Hold

Default diameter

Exit ←

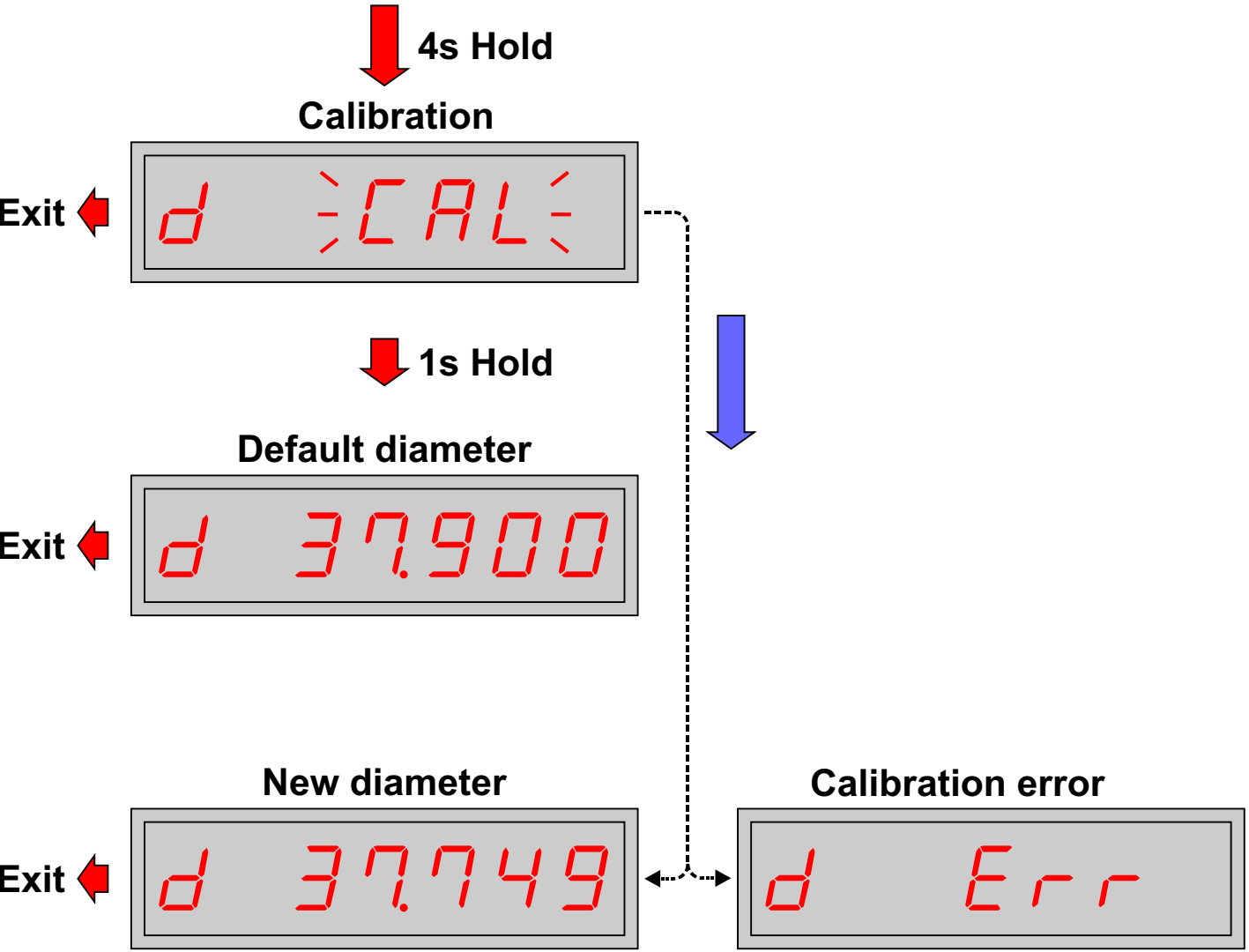
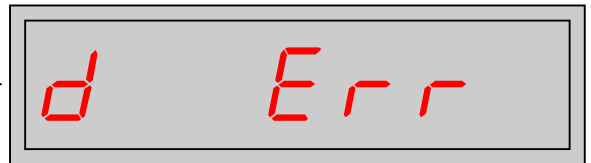


New diameter

Exit ←

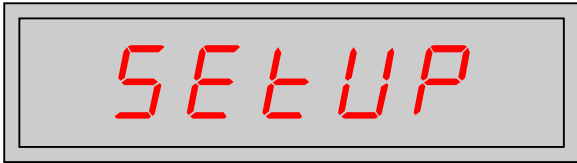


Calibration error



↓ 1s Hold

Enter Setup



↓ 1s

5s → Auto Exit

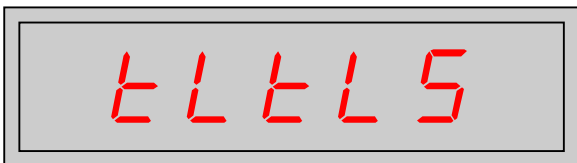
Mode Brief



→ Press to Escape



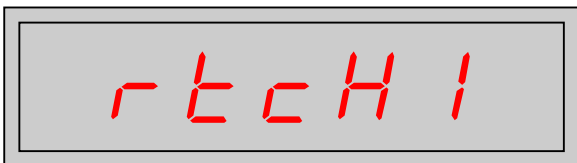
Real Time - 2



→ Press to Select: tLtLS
tLtS
tLS
ttS
tS
t



RTC Resolution



→ Press to Select: rtCHl
rtc



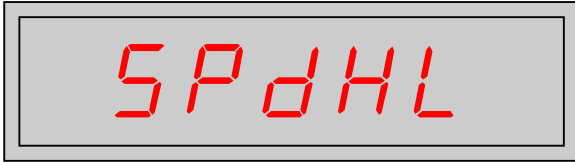
Length Resolution



→ Press to Select: LEnHl
LEn



Speed Resolution



➔ Press to Select: SPdHI
SPdHL
SPd



Font Style



➔ Press to Select: 769
7b9
7ḡ9
7Ḅ9



Speed Selection



➔ Press to Select: H19L9
H9L19
H38L19
H19L38



Lim/Cycle Menu



➔ Press to Select: LSEL
CSEL



Set Values



➔ Press to Save Changes



Load Defaults



➔ Press to Load Defaults